

Table of contents

1.0	INVESTIGATION AND MONITORING	2
1.1	COMPARISON OF CASES REPORTED IN THE YEAR 2016 AND 2015	5
1.2	SUSPECTED TRAFFICKERS	7
1.2.1	COMPARISON OF ARRESTED SUSPECTED TRAFFICKERS BETWEEN 2016 AND 2015	10
2.0	PROSECUTION AND CONVICTIONS	12
2.1	Comparison between 2016 and 2015 Prosecutions and Convictions.	14
3.0	RESCUED VICTIMS OF HUMAN TRAFFICKING	14
3.1	VICTIMS AGE RANGE	17
3.1.1	COMPARISON OF VICTIMS AGE RANGE BETWEEN 2016 AND 2015	17
3.2	STATE DISTRIBUTION OF RESCUED VICTIMS OF HUMAN TRAFFICKING	18
3.3	COUNTRIES OF ORIGIN OF RESCUED VICTIMS OF HUMAN TRAFFICKING	21
3.4	RESCUE AGENCIES	21

1.0 INVESTIGATION AND MONITORING

In the year under review, a total of seven hundred and twenty one (721) cases were reported to the Agency. This brings the total number of cases of human trafficking reported to the Agency from inception to Four thousand, six hundred and twenty (4,620) cases.

Out of the 721 cases reported in 2016, Three hundred and eighty nine (389) cases, representing 54% of the number were successfully investigated. 332 (46%) of cases reported were still under investigation.

The most reported cases were alleged offences of Exportation of persons for prostitution or sexual exploitation, with 195 cases (27.0%), closely followed by alleged cases of Employment of Child as domestic worker and inflicting grievous harm, with 188 (26.1%). Another emerging trend with an increasing frequency of reporting is the crime of buying and selling of human beings for any purpose with a total of 46 (6.4%) cases received in this reporting season.

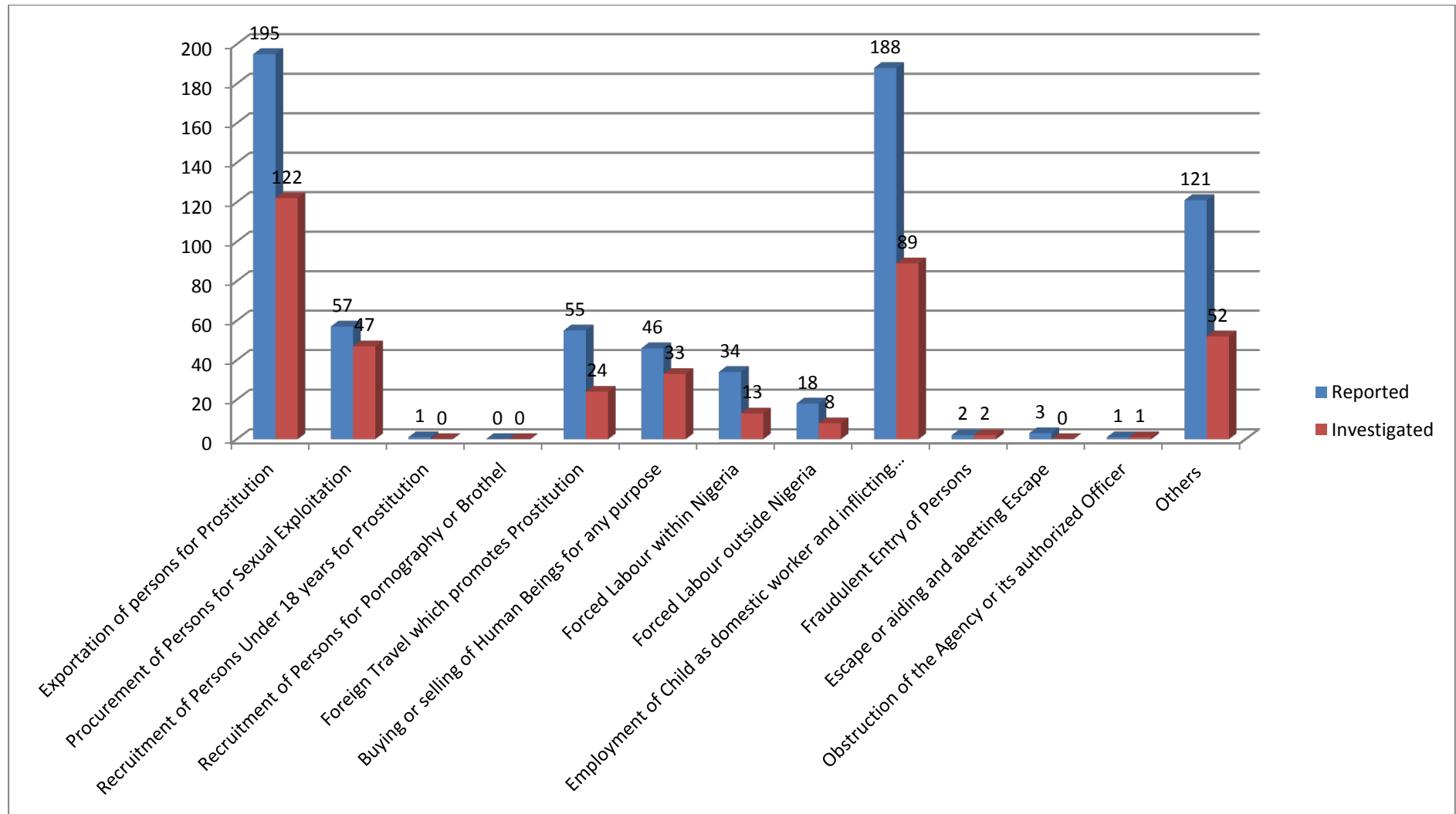
The least reported were cases of Escape or Aiding and Abetting of Suspects, fraudulent entry of persons, obstruction of Agency's officials and Recruitment of under-aged for prostitution with the reportage frequency of 3, 2, 1 and 1 respectively.

Cases	Reported		Investigated	
	No.	%	No.	%
Exportation of persons for Prostitution	195	27.0	122	31.2
Procurement of Persons for Sexual Exploitation	57	7.9	47	12.0
Recruitment of Persons Under 18 years for Prostitution	1	0.1	0	0.0
Recruitment of Persons for Pornography or Brothel	0	0.0	0	0
Foreign Travel which promotes Prostitution	55	7.6	24	6.1
Buying or selling of Human Beings for any purpose	46	6.4	33	8.4
Forced Labour within Nigeria	34	4.7	13	3.3
Forced Labour outside Nigeria	18	2.5	8	2.0
Employment of Child as domestic worker and inflicting grievous harm	188	26.1	89	22.8
Fraudulent Entry of Persons	2	0.3	2	100
Escape or aiding and abetting Escape	3	0.4	0	0.0
Obstruction of the Agency or its authorized Officer	1	0.1	1	100.0

Others	121	16.8	52	13.3
Total	721	100.0	391	54.2

No reports were made of Importation of persons for Prostitution, Recruitment of Persons for Pornography or Brothel, Procurement or Recruitment of Persons for use in Armed Conflicts, Procurement or Recruitment of Persons for Organ Harvesting, Trafficking in Slaves, Slave dealing, Conspiracy to commit trafficking offence, Attempt to commit an offence under this Act, Offences by a Body Corporate, Impersonation or Assumption of Character of an Officer of the Agency, Tampering with evidence and witness and Violation against the provisions of the obligations of airlines, commercial carriers, tour operators and travel agents.

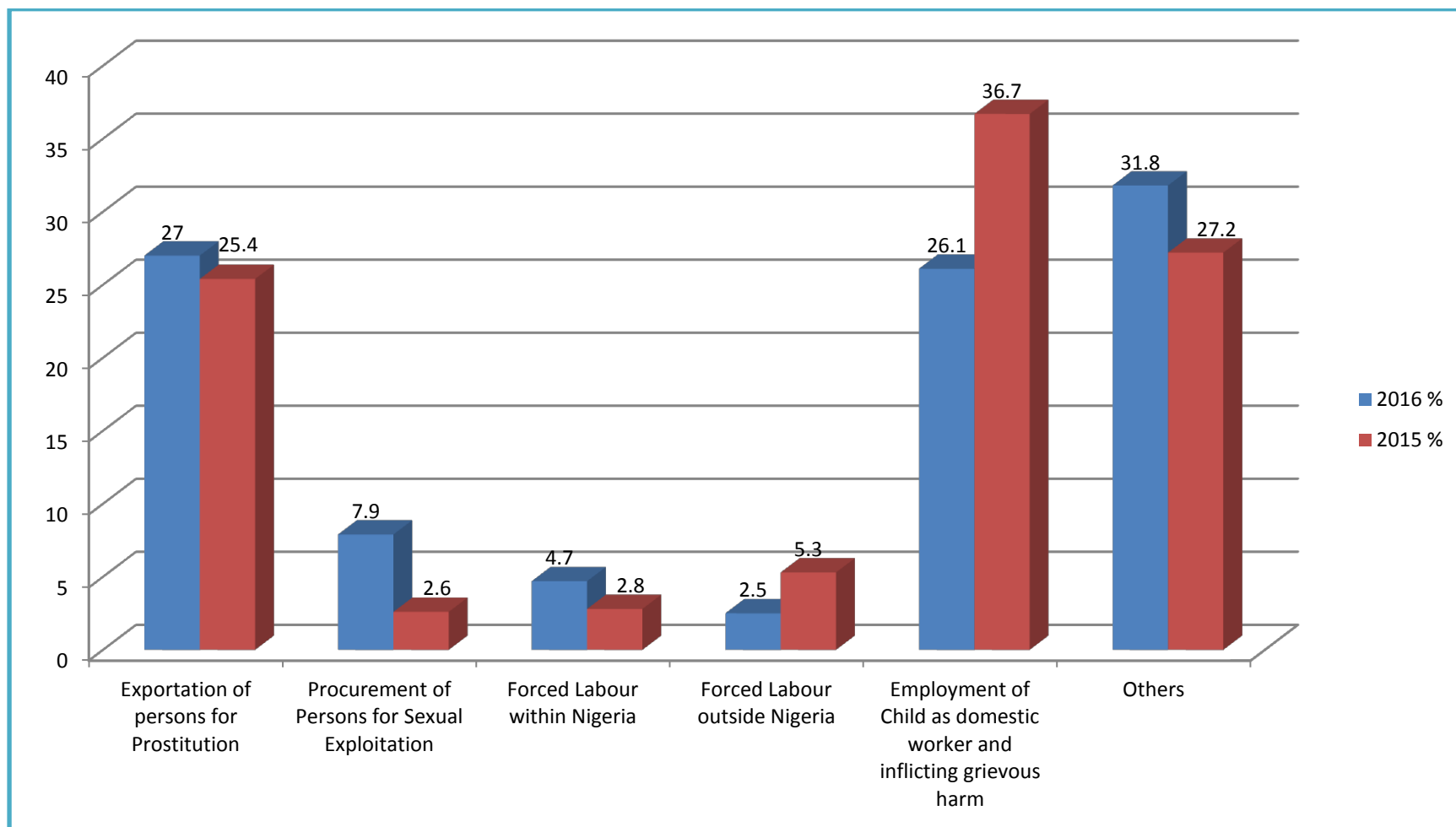
Cases reported and investigated



1.1 COMPARISON OF CASES REPORTED IN THE YEAR 2016 AND 2015

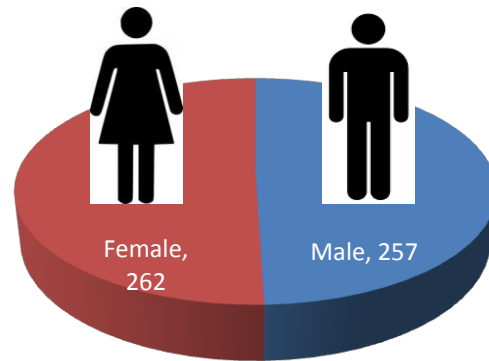
Some similarities are obvious between the types of cases received in 2016 and cases reported in 2015 as evidenced in the table below. In 2016, Procurement of persons for sexual exploitation experienced tremendous increase in the number of reportage with an increase of 203.8% as compared to what was obtained in 2015. There was a drastic reduction of 52.8% in the number of reportage of Forced labour outside Nigeria in the reporting year.

Cases Reported	2016		2015	
	No.	%	No.	%
Exportation of persons for Prostitution	195	27.0	145	25.4
Procurement of Persons for Sexual Exploitation	57	7.9	15	2.6
Forced Labour within Nigeria	34	4.7	16	2.8
Forced Labour outside Nigeria	18	2.5	30	5.3
Employment of Child as domestic worker and inflicting grievous harm	188	26.1	209	36.7
Others	229	31.8	155	27.2
Total	721	100	571	100



1.2 SUSPECTED TRAFFICKERS

In 2016, the sum of Five hundred and nineteen (519) suspected traffickers were apprehended, comprising 257 (49.5%) males and 262 (50.5) females.



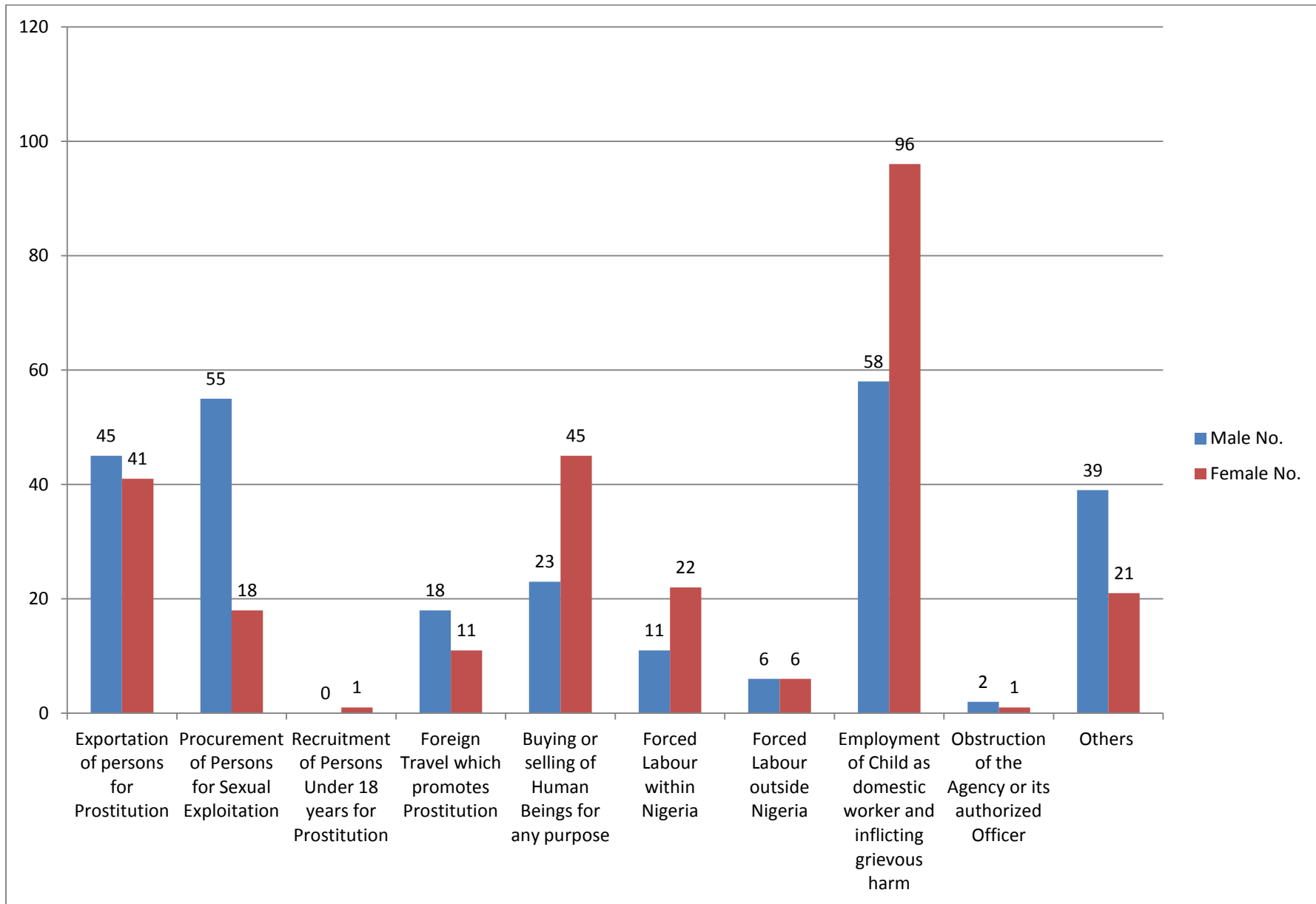
The offence with the highest number of suspected offenders arrested within the period was the *Employment of Child as a Domestic Worker and Inflicting Grievous Harm* with a total of 154 suspected offenders apprehended; this consists of 58 males and 96 females. In the case of *Exportation of persons for prostitution*, NAP TIP arrested a total of 86 suspected offenders including 45 males and 41 females. The next in the rank is the crime of *Procurement of Persons for Sexual Exploitation* with the arrest of 73 suspected offenders; 55 males and 18 females.

The Agency arrested 68 (23 male and 45 female) suspects in connection with the crime of *Buying and Selling of Human Beings for any Purpose* within the reporting period. While 33 and 29 suspects were arrested for their alleged involvement in the offences of *Forced labour within Nigeria* and *Foreign Travel which Promotes Prostitution* respectively.

The least number of offenders were apprehended for their involvement in *Forced Labour outside Nigeria* and *Obstruction of the Agency or its Authorized Officer* with 12 and 3 suspects respectively. The rest of the suspects were arrested for other crimes related to trafficking in persons

No suspects were apprehended for cases involving *Importation of persons for prostitution*, *Recruitment of persons for pornography or brothel*, *Recruitment of persons for use in arms conflicts*, *Recruitment of persons for organ harvesting*, *Trafficking in slaves*, *Slave dealings*, *Fraudulent entry of persons*, *Conspiracy to commit trafficking offence*, *Escape or aiding and abetting escape*, *Attempt to commit an offence under this Act* *Tampering with evidence and witness and Violation against the provisions of the obligations of airlines, commercial carriers, tour operators and travel agent*.

Suspected traffickers	Male		Female		Total
	No.	%	No.	%	
Exportation of persons for Prostitution	45	17.5	41	15.6	86
Procurement of Persons for Sexual Exploitation	55	21.4	18	6.8	73
Recruitment of Persons Under 18 years for Prostitution	0	0.0	1	0.0	0
Foreign Travel which promotes Prostitution	18	7.0	11	4.2	29
Buying or selling of Human Beings for any purpose	23	8.9	45	17.2	68
Forced Labour within Nigeria	11	4.3	22	8.4	33
Forced Labour outside Nigeria	6	2.3	6	2.3	12
Employment of Child as domestic worker and inflicting grievous harm	58	22.7	96	36.6	154
Obstruction of the Agency or its authorized Officer	2	0.8	1	0.4	3
Impersonation or Assumption of Character of an Officer of the Agency	0	0.0	0	0.0	0
Others	39	15.6	21	8.0	60
Total	257	100.0	262	100.0	519

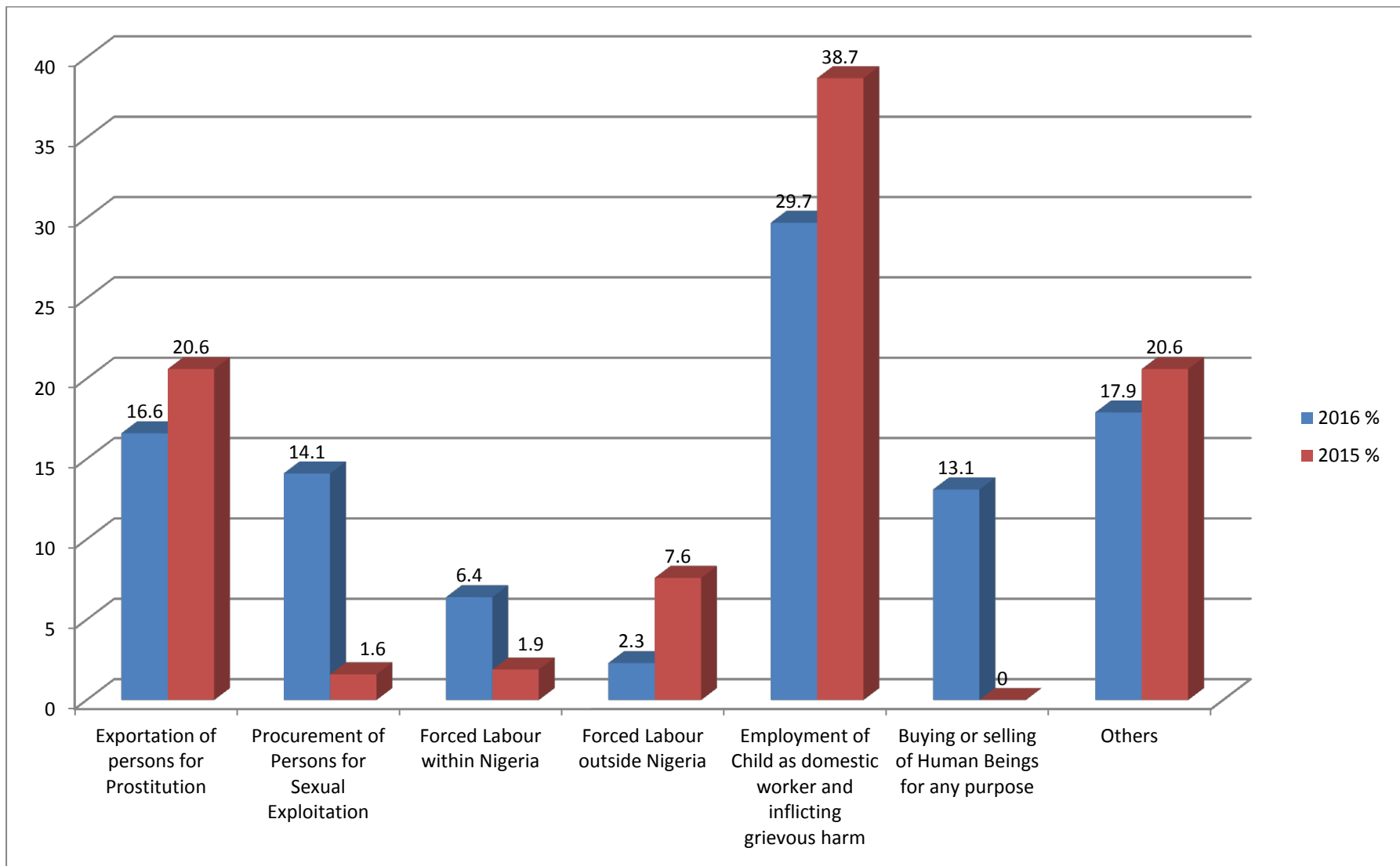


1.2.1 COMPARISON OF ARRESTED SUSPECTED TRAFFICKERS BETWEEN 2016 AND 2015

There is a notable increase in the total number of suspects arrested by NAPTIP for various trafficking related offences from 432 suspects apprehended in 2015 to 519 arrested in 2016. Most significant increase was in the arrest of 73 offenders for alleged *Procurement of Persons for Sexual Exploitation* in 2016 as against 7 recorded the previous year. This translated to 781% increase over what was recorded in 2015. Also, in 2015, only 8 persons were apprehended in for allegedly committing the offence of *Forced Labour within Nigeria* while 33 were apprehended in 2016 which was 236% over the figure recorded in 2015.

Conversely, on the crime of *Exportation of Persons for Prostitution*, there was a slight drop in the number of suspects arrested from 89 in 2015 to 86 in 2016 (19% reduction). Also significantly, was the drop in arrests for *Forced Labour outside Nigeria* from 33 in 2015 to 12 in 2016 (70% reduction). Another trend observable was the reduction in the number of arrests of suspected offenders of *Employment of Child as a Domestic Worker and Inflicting Grievous Harm* from 167 to 154 (23%).

Suspected traffickers	2016		2015	
	No.	%	No.	%
Exportation of persons for Prostitution	86	16.6	89	20.6
Procurement of Persons for Sexual Exploitation	73	14.1	7	1.6
Forced Labour within Nigeria	33	6.4	8	1.9
Forced Labour outside Nigeria	12	2.3	33	7.6
Employment of Child as domestic worker and inflicting grievous harm	154	29.7	167	38.7
Buying or selling of Human Beings for any purpose	68	13.1	0	0.0
Others	93	17.9	128	20.6
Total	519	100	432	100.0



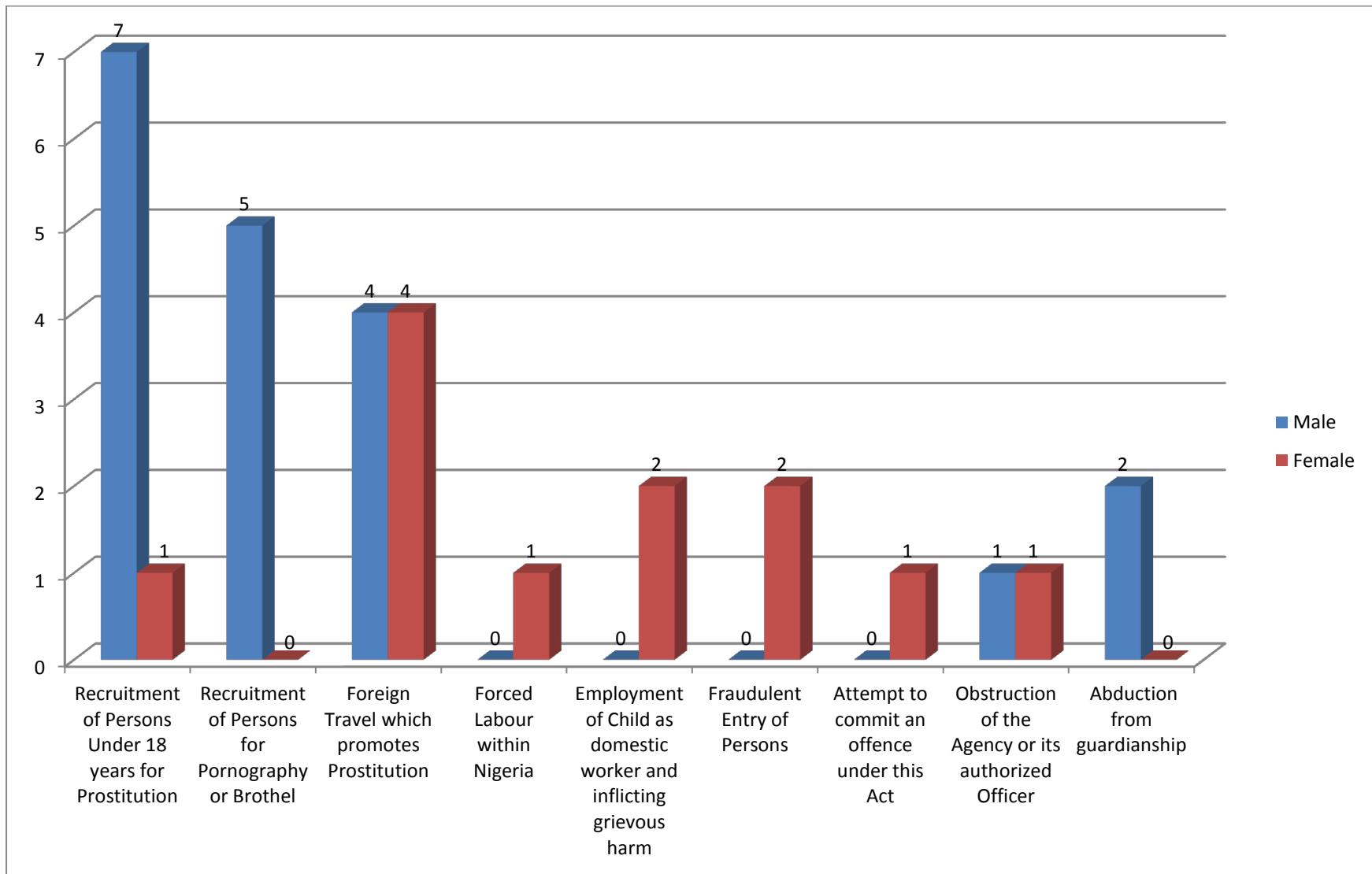
2.0 PROSECUTION AND CONVICTIONS

In the year under review, the Agency got a total of Twenty Five (25) convictions, which saw 31 persons convicted. Out of the 31 convicted persons, Fourteen (19) were Males and Seventeen (12) were Females. This brings it to the total number of Two Hundred and Sixty One (261) convictions and Three Hundred and Eleven (311) convicted persons gotten by the Agency since inception.

Recruitment of Persons Under 18 years for Prostitution and Foreign Travel which Promotes Prostitution had eight (8) convicted persons each.

Convicted traffickers	Male	Female	Total	Percentage (%)
Recruitment of Persons Under 18 years for Prostitution	7	1	8	25.8
Recruitment of Persons for Pornography or Brothel	5	-	5	16.1
Foreign Travel which promotes Prostitution	4	4	8	25.8
Forced Labour within Nigeria	-	1	1	3.2
Employment of Child as domestic worker and inflicting grievous harm	-	2	2	6.5
Fraudulent Entry of Persons		2	2	6.5
Attempt to commit an offence under this Act	-	1	1	3.2
Obstruction of the Agency or its authorized Officer	1	1	2	6.5
Abduction from guardianship	2	-	2	6.5
Total	19	12	31	100.0

No conviction was secured in the following cases: Importation of persons for Prostitution, Exportation of persons for Prostitution, Recruitment of Persons for use in Armed Conflicts, Recruitment of Persons for Organ Harvesting, Buying or selling of Human Beings for any purpose, Forced Labour outside Nigeria, Trafficking in Slaves, Slave dealing, Conspiracy to commit trafficking offence, Escape or aiding and abetting Escape, Offences by a Body Corporate, Impersonation or Assumption of Character of an Officer of the Agency, Tampering with evidence and witness and Violation against the provisions of obligations of airlines, commercial carriers, tour operators and travel agents.



2.1 Comparison between 2016 and 2015 Prosecutions and Convictions.

There was an increase of 38.9% in the number of convictions secured in 2016 over the number secured in 2015. Also, number of convicts rose by 34.8% within the periods under review. This fact is as illustrated in the table and the chart that follows:

Convicted traffickers	2016		2015	
	No.	%	No.	%
Foreign travels which promote prostitution (external trafficking for sexual exploitation)	8	25.8	2	8.7
Internal trafficking for sexual exploitation (recruitment for brothel and under 18 years for prostitution)	13	41.9	-	0.0
Forced Labour outside Nigeria	-	-	10	43.5
Forced Labour within Nigeria	1	3.2	3	13.0
Employment of Child as domestic worker and inflicting grievous harm	2	6.5	2	8.7
Abduction from guardianship	2	6.5	3	13.0
Fraudulent entry of persons	2	6.5	1	4.3
Rape/sexual abuse	-	-	2	8.7
Attempt to commit an offence under this Act	1	3.2	-	-
Obstruction of the Agency or its authorized Officer	2	6.5	-	-
Total	31	100.0	23	100.0

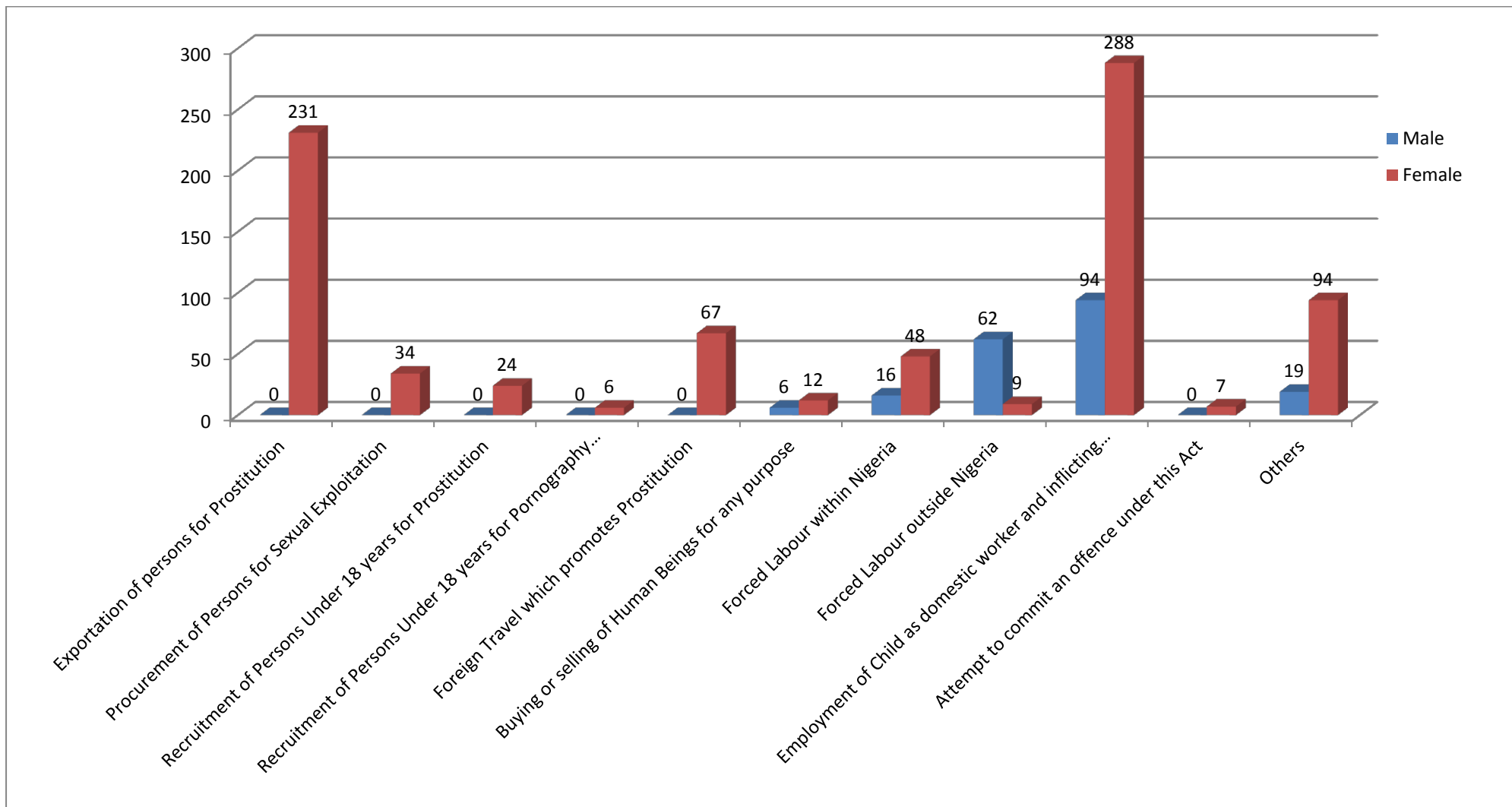
3.0 RESCUED VICTIMS OF HUMAN TRAFFICKING

A total of One Thousand and Seventeen (1,017) victims were rescued by the Agency under the year in review. This brings the total number of rescued persons by the Agency since inception to Ten thousand, Four Hundred and Seventy (10,470).

Out of the One Thousand and Seventeen (1,017) victims, One Hundred and Ninety Seven (197) persons were males and Eight Hundred and Twenty (820) were females.

Employment of a Child as domestic worker and inflicting grievous harm had the highest number of rescued victims, with a total of Three Hundred and Eighty Two (382) persons. It was followed by *Exportation of persons for Prostitution* and *Forced Labour within Nigeria* with Two Hundred and Thirty One (231) and One hundred and twenty three (123) persons respectively.

Rescued victims	Male		Female		Total
	No.	(%)	No.	(%)	
Exportation of persons for Prostitution	-	-	231	28.2	231
Procurement of Persons for Sexual Exploitation	-	-	34	4.1	34
Recruitment of Persons Under 18 years for Prostitution	-	-	24	2.9	24
Recruitment of Persons Under 18 years for Pornography or Brothel	-	-	6	0.7	6
Foreign Travel which promotes Prostitution	-	-	67	8.2	67
Buying or selling of Human Beings for any purpose	6	3.0	12	1.5	18
Forced Labour within Nigeria	16	38.1	48	5.9	123
Forced Labour outside Nigeria	62	1.5	9	1.1	12
Employment of Child as domestic worker and inflicting grievous harm	94	47.7	288	35.1	382
Attempt to commit an offence under this Act	-	-	7	0.9	7
Others (begging, wandering, abduction from guardianship, forced marriage, assisted voluntary returnees, missing children)	19	9.6	94	11.5	113
Total	197	100.0	820	100.0	1,017

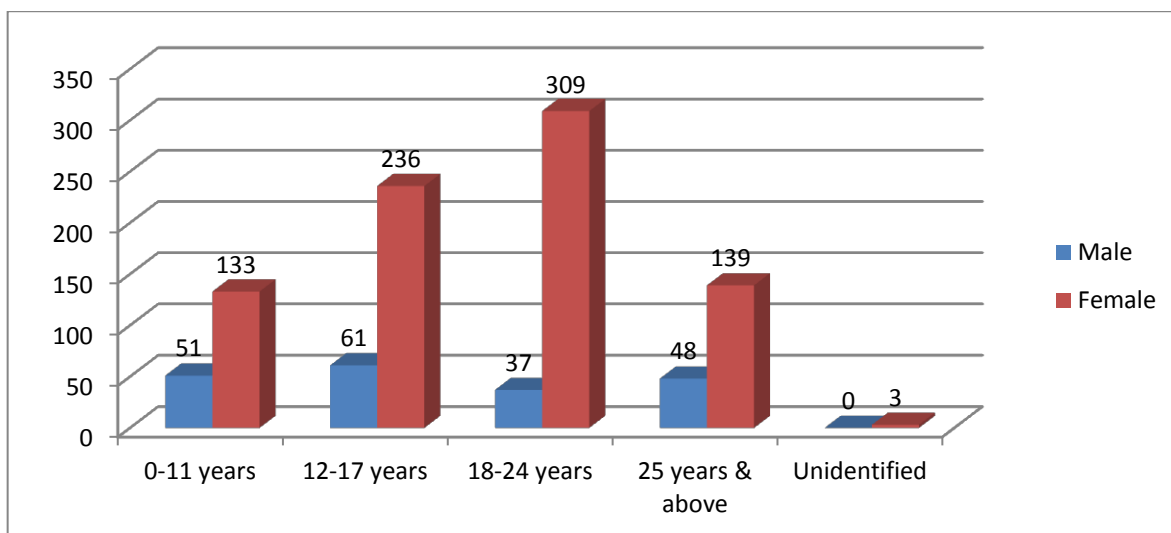


3.1 VICTIMS AGE RANGE

Out of the age ranges used in segregating the victims, 18-24years recorded the highest number of victims with Three Hundred and Thirty Six (336). It was followed by 12-17years with Two Hundred and Sixty Nine (269).

The least age range was 0-11years, with a total of One hundred and Seventy three victims.

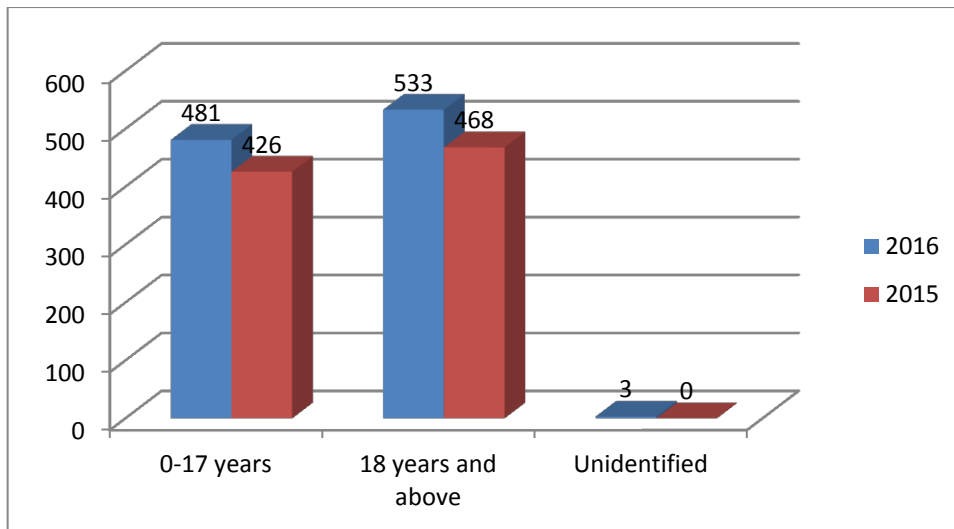
Victims age range	Male	Female	Total	Percentage (%)
0-11 years	51	133	184	18.1
12-17 years	61	236	297	29.2
18-24 years	37	309	346	34.0
25 years & above	48	139	187	18.4
Unidentified	-	3	3	0.3
Total	197	820	1,017	100.0



3.1.1 COMPARISON OF VICTIMS AGE RANGE BETWEEN 2016 AND 2015

We can see from the table below that more people rescued were of the Age range of 18years and above, both in 2016 and in 2015.

Victims age range	2016		2015	
	No.	(%)	No.	(%)
0-17 years	481	47.3	426	47.7
18 years and above	533	52.4	468	52.3
Unidentified	3	0.3	-	-
Total	965	100.0	894	100



3.2 STATE DISTRIBUTION OF RESCUED VICTIMS OF HUMAN TRAFFICKING

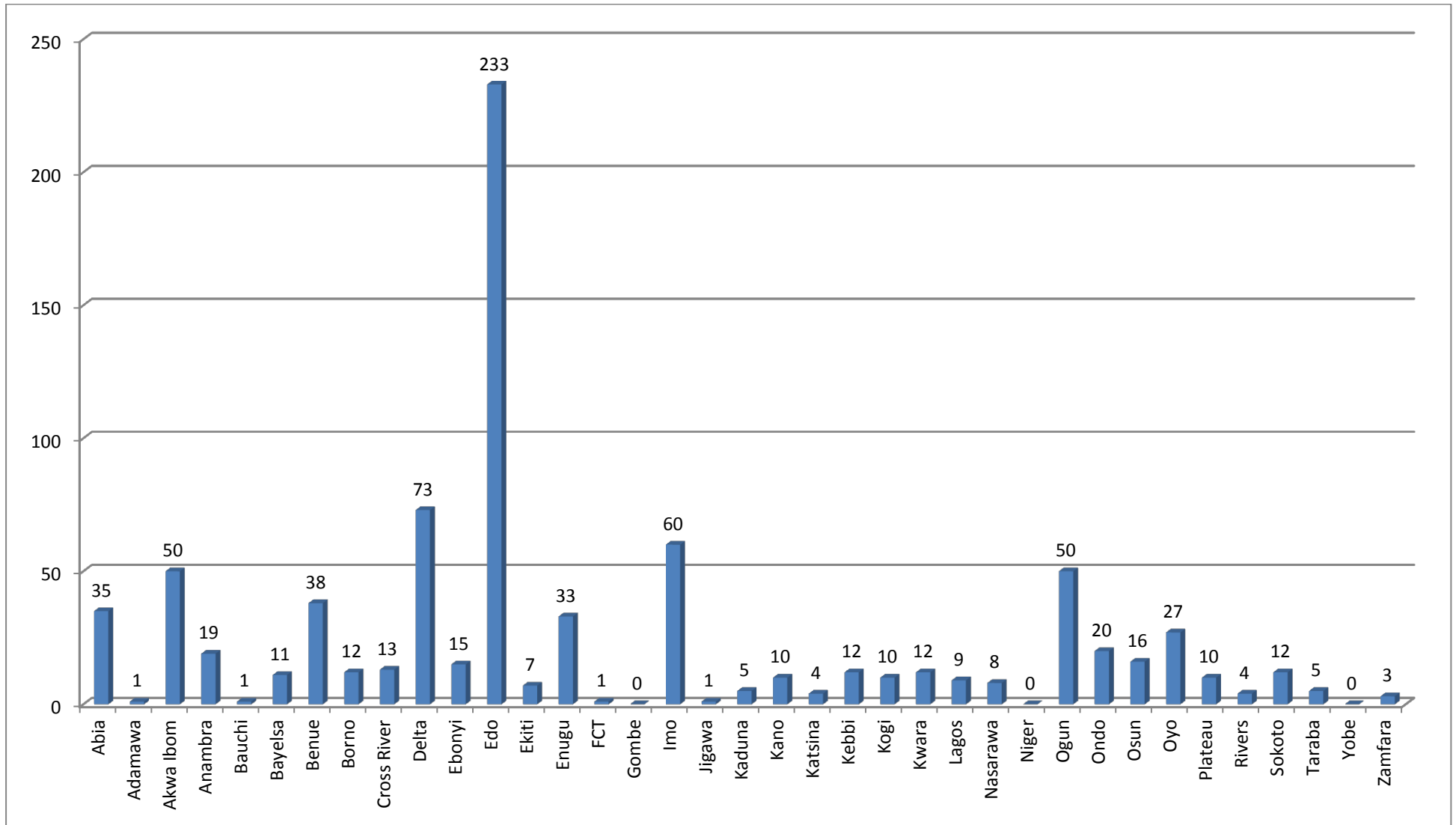
Edo state recorded the highest number of rescued victims of human trafficking with Two hundred Thirty Three persons, representing 30.3% of the 769 persons who were Nigerians. Delta and Imo state followed with 70 and 55 persons, representing 9.1% and 7.2% of the total number respectively.

Adamawa and Bauchi had 1 victim each, representing 0.1% of the number, making them the states with the least origin of victims.

No indigenes of Niger, Gombe, Jigawa, Yobe States and Federal Capital Territory (FCT) were among those rescued within the period under review.

S/N	STATE	NO.	%
1	Abia	35	4.3
2	Adamawa	1	0.1
3	Akwa Ibom	50	6.1
4	Anambra	19	2.3
5	Bauchi	1	0.1
6	Bayelsa	11	1.3
7	Benue	38	4.6
8	Borno	12	1.5
9	Cross River	13	1.6
10	Delta	73	8.9
11	Ebonyi	15	1.8
12	Edo	233	28.4
13	Ekiti	7	0.9
14	Enugu	33	4.0
15	FCT	1	0.1
16	Gombe	0	0.0
17	Imo	60	7.3
18	Jigawa	1	0.1
19	Kaduna	5	0.6

S/N	STATE	NO.	%
20	Kano	10	1.2
21	Katsina	4	0.5
22	Kebbi	12	1.5
23	Kogi	10	1.2
24	Kwara	12	1.5
25	Lagos	9	1.1
26	Nasarawa	8	1.0
27	Niger	0	0.0
28	Ogun	50	6.1
29	Ondo	20	2.4
30	Osun	16	2.0
31	Oyo	27	3.3
32	Plateau	10	1.2
33	Rivers	4	0.5
34	Sokoto	12	1.5
35	Taraba	5	0.6
36	Yobe	0	0.0
37	Zamfara	3	0.4
Total		820	100.0



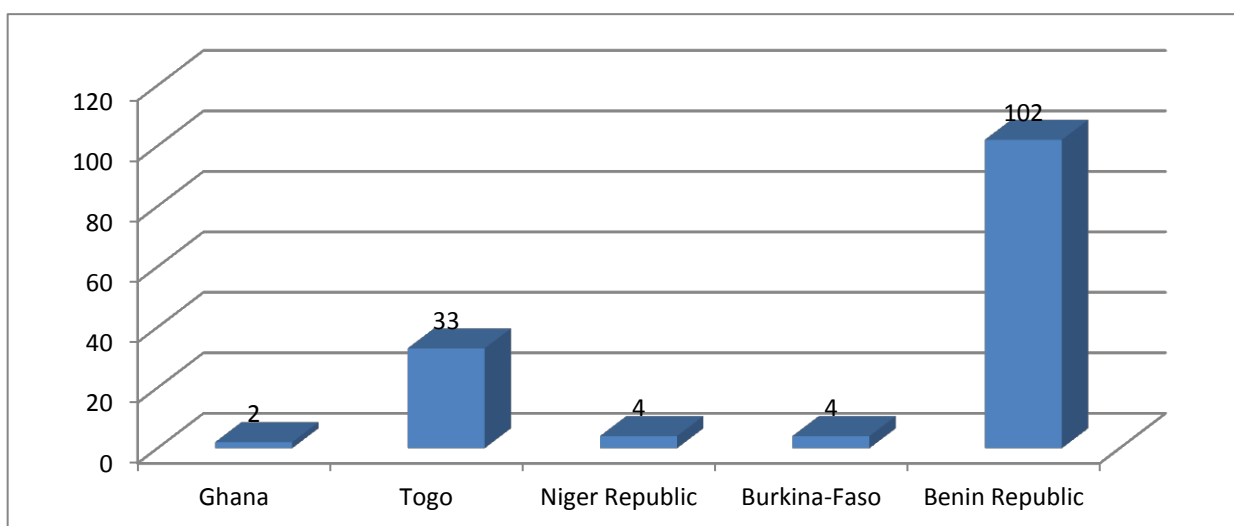
S/N	STATE	2016		2015	
		NO.	%	NO.	%
1	Abia	35	4.3	22	2.8
2	Adamawa	1	0.1	2	0.3
3	Akwa Ibom	50	6.1	39	4.9
4	Anambra	19	2.3	31	3.9
5	Bauchi	1	0.1	0	0.0
6	Bayelsa	11	1.3	1	0.1
7	Benue	38	4.6	59	7.4
8	Borno	12	1.5	10	1.3
9	Cross River	13	1.6	19	2.4
10	Delta	73	8.9	59	7.4
11	Ebonyi	15	1.8	8	1.0
12	Edo	233	28.4	166	20.9
13	Ekiti	7	0.9	2	0.3
14	Enugu	33	4.0	26	3.3
15	FCT	1	0.1	0	0.0
16	Gombe	0	0.0	3	0.4
17	Imo	60	7.3	23	2.9
18	Jigawa	1	0.1	1	0.1
19	Kaduna	5	0.6	11	1.4

S/N	STATE	2016		2015	
		NO.	%	NO.	%
20	Kano	10	1.2	55	6.9
21	Katsina	4	0.5	0	0.0
22	Kebbi	12	1.5	77	9.7
23	Kogi	10	1.2	26	3.3
24	Kwara	12	1.5	25	3.1
25	Lagos	9	1.1	14	1.8
26	Nassarawa	8	1.0	2	0.3
27	Niger	0	0.0	11	1.4
28	Ogun	50	6.1	15	1.9
29	Ondo	20	2.4	7	0.9
30	Osun	16	2.0	7	0.9
31	Oyo	27	3.3	31	3.9
32	Plateau	10	1.2	17	2.1
33	Rivers	4	0.5	14	1.8
34	Sokoto	12	1.5	9	1.1
35	Taraba	5	0.6	0	0.0
36	Yobe	0	0.0	0	0.0
37	Zamfara	3	0.4	2	0.3
Total		820	100.0	794	100.0

3.3 COUNTRIES OF ORIGIN OF RESCUED VICTIMS OF HUMAN TRAFFICKING

Other nationals whose indigenes were trafficked into the country and rescued included Ghanaians, Togolese, Nigeriens, Burkinabe and Beninese. Beninese had the highest with 102, followed by Togolese, 33. Others are shown below.

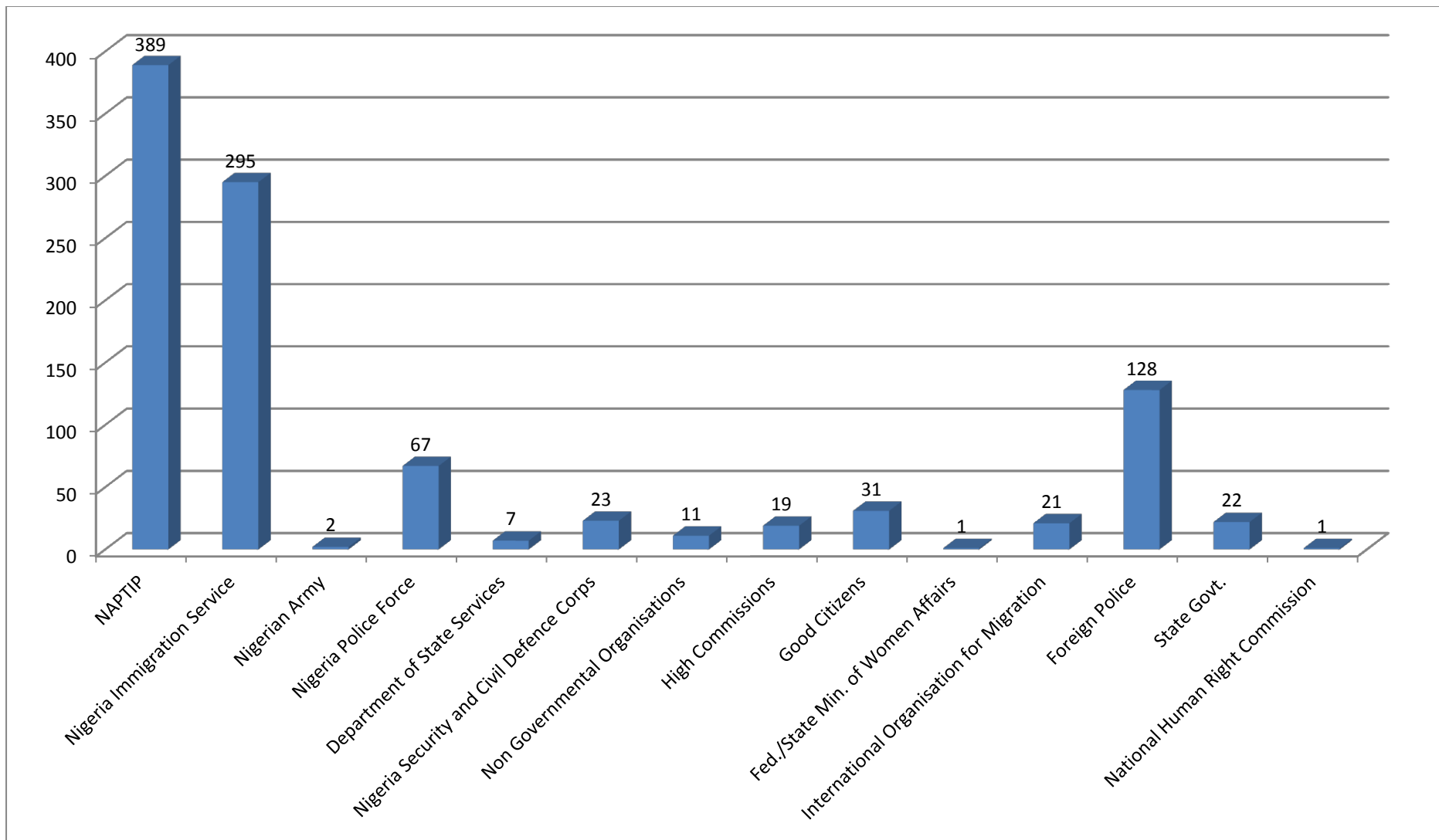
S/N	NATIONALITY	NO.	%
2	Ghana	2	1.4
3	Togo	33	22.8
4	Niger Republic	4	2.8
5	Burkina-Faso	4	2.8
6	Benin Republic	102	70.3
	Total	145	100.0



3.4 RESCUE AGENCIES

The Agency rescued Three Hundred and Eighty Nine (389) victims, 38.2% of the One Thousand and Seventeen victims rescued. *Nigeria Immigration Service* followed closely with Two Hundred and Ninety Five (295), 29.0% rescues.

S/N	Rescue Agencies	No.	Percentage (%)
1	NAPTIP	389	38.2
2	Nigeria Immigration Service	295	29.0
3	Nigerian Army	2	0.2
4	Nigeria Police Force	67	6.6
5	Department of State Services	7	0.7
6	Nigeria Security and Civil Defence Corps	23	2.3
7	Non Governmental Organisations	11	1.1
8	High Commissions	19	1.9
9	Good Citizens	31	3.0
10	Fed./State Min. of Women Affairs	1	0.1
11	International Organisation for Migration	21	2.1
12	Foreign Police	128	12.6
13	State Govt.	22	2.2
15	National Human Right Commission	1	0.1
	Total	1,017	100.0



4.0 SUMMARY

S/N		Inception to Dec. 2016
1.	Total number of cases received	4,620
2.	Total number of cases investigated	3,376
3.	Total number victims rescued	10,470
4.	Total number of convictions	261
5.	Total number of convicted persons	311